

Scaled data based on original data using
LM-79-08 Approved Method: Electrical and Photometric Measurements of Solid-
State Lighting Products

Test Report Prepared for
Cooper Lighting Solutions
(formerly Eaton)

Brand: McGRAW-EDISON

Report Number: P228741

Luminaire Tested: **ISS-AF-600-LED-E1-RW-8030**

Issue Date: 3/3/2020

Test Information

Test Method: LM-79-08
Report Number: P228741
TEST IS SCALED FROM IESNA LM-79-08 TEST DATA (P29765)
Test Lab: INNOVATION CENTER-P2
Issue Date: 3/3/2020
Manufacturer: COOPER LIGHTING SOLUTIONS (FORMERLY EATON)
Product Line: MCGRAW-EDISON
Catalog Number: ISS-AF-600-LED-E1-RW-8030
Description: IMPACT ELITE LED QUATER SPHERE LUMINAIRE
LIGHT SQUARE WITH ACCULED OPTICS-RECTANGULAR WIDE TYPE I
Light Source: (16) 3000K CCT, 80 CRI LEDs
Ballast/Driver: ELECTRONIC DRIVER

Summary

Lumens per Lamp: N/A
Luminaire Lumens: 3181 lumens
Efficiency: N/A
Efficacy: 94.4 lumens/watt
Luminous Opening: Rectangular (W 0.5' x L: 0.5' x H: 0')
IES Classification: Type II - Medium - Full Cutoff
BUG Rating: B2 - U0 - G2

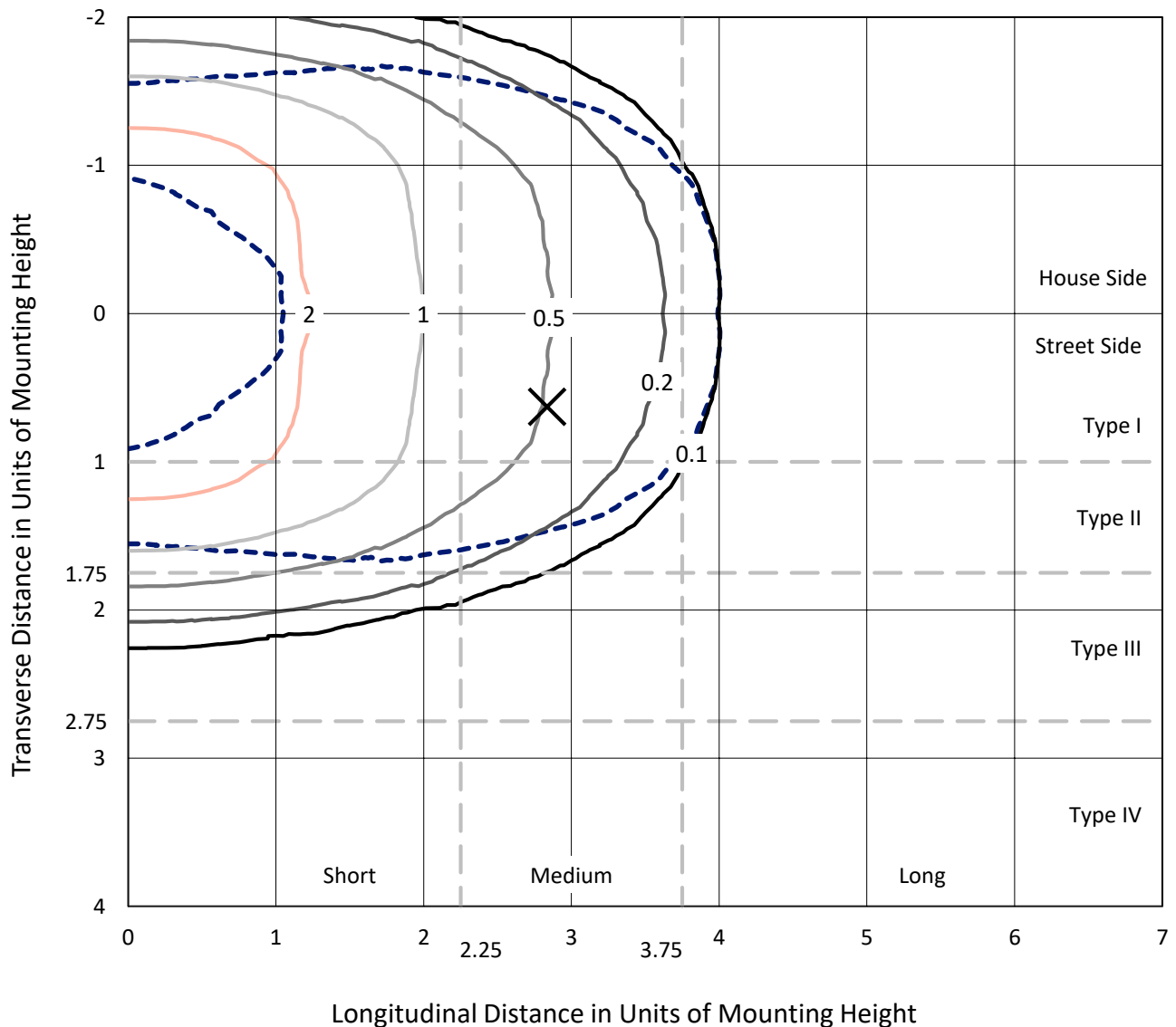
Input Watts (W): 33.7
Input Voltage (V): 120
Input Current (Ain): NR
Voltage Rise (V): NR
Power Factor: NR
Total Harmonic Distortion (THDi): NR
Frequency (hertz): 60
Stabilization Time: NR
Operation Time: NR
Ambient Temperature (°C): NR
Test Distance: 25 FT



REPORT NUMBER: P228741
 CATALOG NUMBER: ISS-AF-600-LED-E1-RW-8030

Iso-Footcandle Lines of Horizontal Illumination

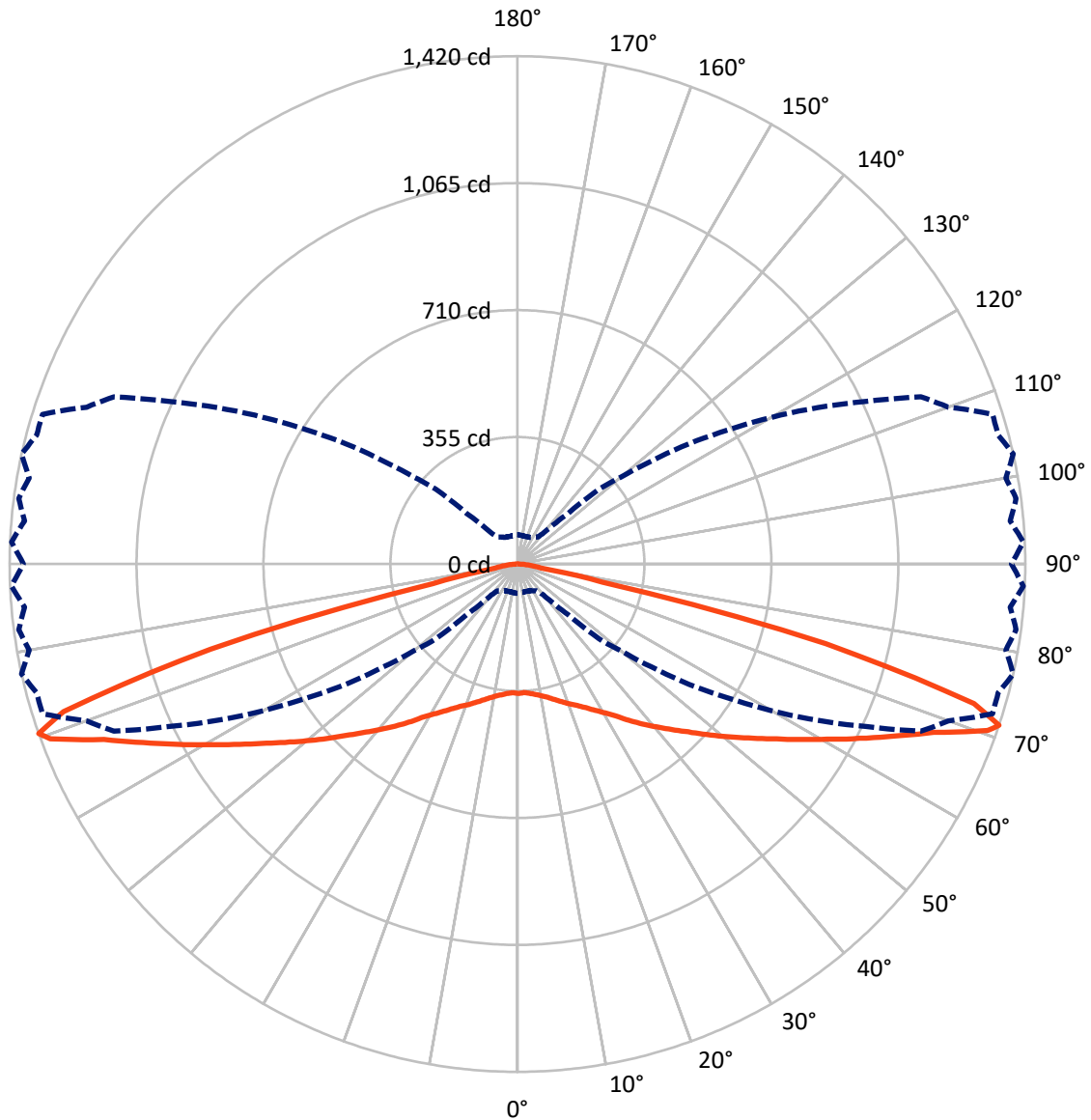
× Max cd
 - - - 1/2 Max cd



Based on 10 foot mounting height. Maximum calculated value = 3.7 fc
 Type II - Medium - Full Cutoff

REPORT NUMBER: P228741
CATALOG NUMBER: ISS-AF-600-LED-E1-RW-8030

Luminous Intensity Polar Plot



— Vertical Plane Through 77.5-Deg Lateral - - - Horizontal Cone Through 71-Deg Vertical

REPORT NUMBER: P228741

CATALOG NUMBER: ISS-AF-600-LED-E1-RW-8030

FLUX DISTRIBUTION:

		Downward	Upward	Total
House Side	Lumens	1590.5	0.0	1590.5
	% Fixture	50.0	0.0	50.0
Street Side	Lumens	1590.5	0.0	1590.5
	% Fixture	50.0	0.0	50.0
Total	Lumens	3181.0	0.0	3181.0
	% Fixture	100.0	0.0	100.0

ZONAL LUMENS:

Zone	Lumens	% Fixture
0°-10°	35.0	1.1
10°-20°	109.3	3.4
20°-30°	204.6	6.4
30°-40°	356.2	11.2
40°-50°	581.1	18.3
50°-60°	802.0	25.2
60°-70°	760.7	23.9
70°-80°	313.1	9.8
80°-90°	18.9	0.6
90°-100°	0.0	0.0
100°-110°	0.0	0.0
110°-120°	0.0	0.0
120°-130°	0.0	0.0
130°-140°	0.0	0.0
140°-150°	0.0	0.0
150°-160°	0.0	0.0
160°-170°	0.0	0.0
170°-180°	0.0	0.0
0°-90°	3181.0	100.0
0°-180°	3181.0	100.0

Coefficient of Utilization



REPORT NUMBER: P228741

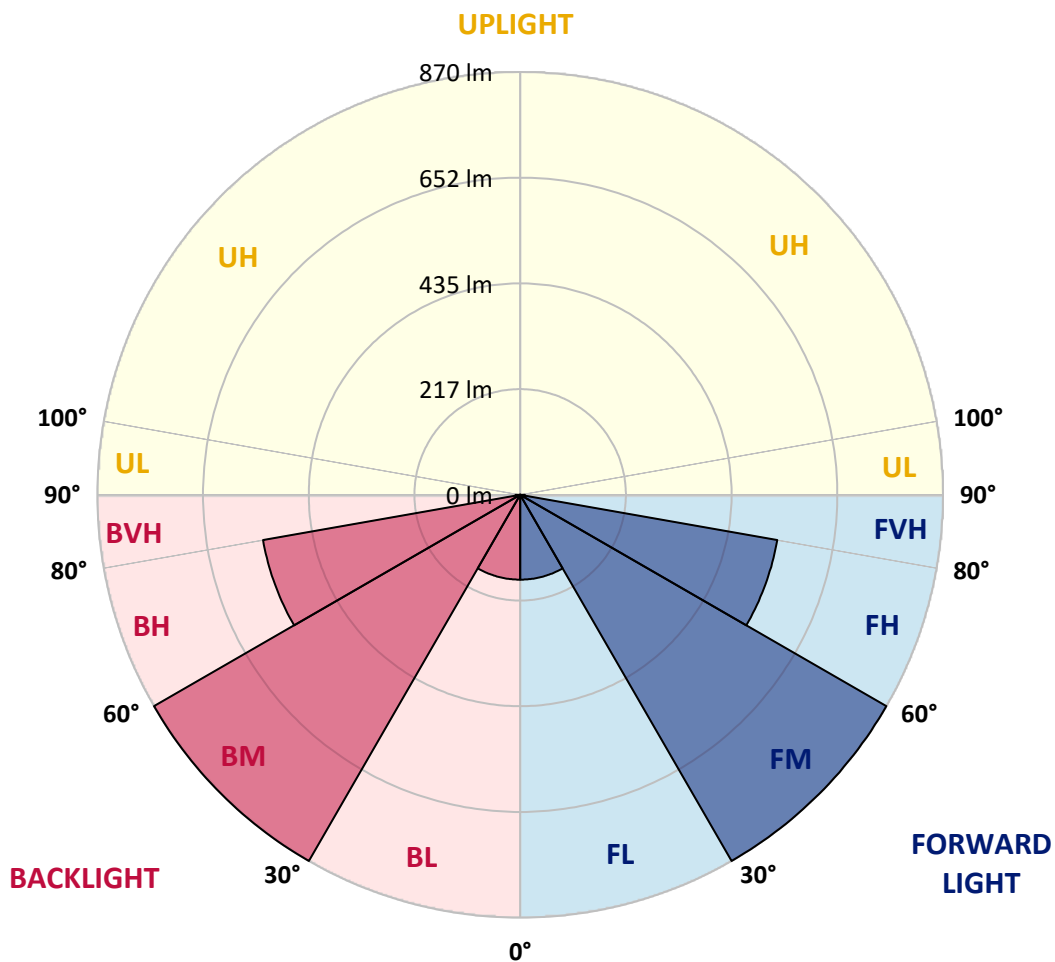
CATALOG NUMBER: ISS-AF-600-LED-E1-RW-8030

LUMINAIRE CLASSIFICATION SYSTEM LUMEN TABLE AND BUG RATING:

Zone	Lumens	% Fixture	Zone Rating/Lumen Limit		
			B	U	G
FL (0°-30°)	174.5	5.5			
FM (30°-60°)	869.6	27.3			
FH (60°-80°)	536.9	16.9			G0/660
FVH (80°-90°)	9.5	0.3			G0/10
BL (0°-30°)	174.5	5.5	B1/500		
BM (30°-60°)	869.6	27.3	B1/1000		
BH (60°-80°)	536.9	16.9	B2/1000		G2/1000
BVH (80°-90°)	9.5	0.3			G0/10
UL (90°-100°)	0.0	0.0		U0/0	
UH (100°-180°)	0.0	0.0		U0/0	

BUG Rating: B2-U0-G2

Type II Medium





REPORT NUMBER: P228741

CATALOG NUMBER: ISS-AF-600-LED-E1-RW-8030

CANDELA DISTRIBUTION (FULL):

	0°	5°	15°	25°	35°	37.5°	40°	42.5°	45°	47.5°	50°
0°	362.2	362.2	362.2	362.2	362.2	362.2	362.2	362.2	362.2	362.2	362.2
2.5°	361.2	360.1	361.2	361.2	362.2	362.2	362.2	362.2	361.2	363.3	363.3
5°	361.2	361.2	362.2	362.2	364.3	366.4	363.3	364.3	365.4	364.3	366.4
7.5°	361.2	361.2	361.2	363.3	366.4	368.5	366.4	367.5	369.6	369.6	371.7
10°	358.0	356.9	359.1	363.3	368.5	371.7	370.6	374.8	373.8	374.8	377.0
12.5°	352.7	352.7	356.9	363.3	372.7	374.8	375.9	378.0	381.2	380.1	383.3
15°	353.8	354.8	359.1	367.5	379.1	381.2	382.2	382.2	387.5	385.4	391.7
17.5°	361.2	362.2	366.4	374.8	388.5	388.5	389.6	391.7	399.1	394.9	403.3
20°	372.7	373.8	378.0	387.5	400.1	399.1	401.2	403.3	412.8	408.5	417.0
22.5°	386.4	388.5	393.8	404.3	418.0	411.7	415.9	420.1	429.6	422.2	433.8
25°	405.4	408.5	413.8	425.4	440.1	432.8	437.0	440.1	450.7	440.1	451.7
27.5°	432.8	434.9	439.1	451.7	464.3	459.1	461.2	463.3	475.9	464.3	477.0
30°	465.4	468.6	472.8	484.4	497.0	488.6	492.8	494.9	505.4	493.8	504.4
32.5°	506.5	509.6	514.9	525.4	535.9	523.3	524.4	527.5	538.1	526.5	538.1
35°	554.9	557.0	564.4	577.0	584.4	564.4	565.4	565.4	579.1	563.3	576.0
37.5°	605.4	607.5	616.0	628.6	637.0	614.9	614.9	616.0	628.6	610.7	622.3
40°	658.1	664.4	673.9	686.5	692.8	667.6	669.7	668.6	683.4	662.3	673.9
42.5°	710.7	716.0	729.7	744.4	751.8	726.5	727.6	724.4	739.2	717.1	726.5
45°	756.0	760.2	777.1	798.1	809.7	783.4	783.4	783.4	798.1	770.8	782.3
47.5°	792.9	796.0	813.9	844.5	863.4	837.1	839.2	835.0	857.1	823.4	839.2
50°	819.2	820.2	843.4	878.2	910.8	886.6	889.7	891.8	912.9	883.4	897.1
52.5°	827.6	829.7	856.0	898.2	945.5	929.8	941.3	945.5	964.5	932.9	951.9
55°	798.1	803.4	843.4	905.5	969.8	964.5	978.2	986.6	1010.8	984.5	1004.5
57.5°	699.2	705.5	761.3	863.4	975.0	983.5	1002.4	1016.1	1050.8	1035.0	1057.2
60°	558.1	563.3	620.2	743.4	908.7	960.3	1003.5	1042.4	1078.2	1081.4	1109.8
62.5°	383.3	390.6	445.4	563.3	764.4	832.9	895.0	959.2	1019.3	1091.9	1128.8
65°	187.4	191.6	238.0	351.7	561.2	648.6	721.3	811.8	867.6	971.9	1031.9
67.5°	103.2	103.2	110.6	146.4	300.1	386.4	464.3	578.1	634.9	763.4	840.3
70°	86.3	86.3	84.2	89.5	113.7	134.8	174.8	240.1	319.0	448.6	518.0
71°	82.1	81.1	80.0	82.1	91.6	95.8	112.7	147.4	200.1	309.6	378.0
72.5°	76.9	74.8	71.6	72.7	77.9	77.9	81.1	86.3	106.3	145.3	194.8
75°	66.3	64.2	61.1	61.1	62.1	63.2	64.2	66.3	67.4	69.5	77.9
77.5°	54.8	52.6	49.5	49.5	48.4	49.5	51.6	52.6	50.5	54.8	55.8
80°	42.1	39.0	37.9	37.9	36.9	35.8	35.8	35.8	36.9	39.0	40.0
82.5°	26.3	24.2	25.3	24.2	23.2	23.2	23.2	23.2	24.2	24.2	26.3
85°	12.6	12.6	13.7	12.6	10.5	10.5	9.5	8.4	9.5	8.4	10.5
87.5°	0.0	0.0	0.0	0.0	0.0	0.0	0.0	0.0	0.0	0.0	1.1
90°	0.0	0.0	0.0	0.0	0.0	0.0	0.0	0.0	0.0	0.0	0.0



REPORT NUMBER: P228741

CATALOG NUMBER: ISS-AF-600-LED-E1-RW-8030

CANDELA DISTRIBUTION (continued):

	52.5°	55°	57.5°	60°	62.5°	65°	67.5°	70°	72.5°	75°	77.5°
0°	362.2	362.2	362.2	362.2	362.2	362.2	362.2	362.2	362.2	362.2	362.2
2.5°	360.1	362.2	361.2	362.2	360.1	362.2	359.1	362.2	361.2	362.2	360.1
5°	363.3	366.4	363.3	367.5	363.3	367.5	363.3	367.5	364.3	367.5	363.3
7.5°	366.4	372.7	368.5	373.8	368.5	374.8	368.5	374.8	370.6	375.9	368.5
10°	372.7	380.1	373.8	380.1	373.8	381.2	373.8	382.2	375.9	384.3	374.8
12.5°	378.0	386.4	380.1	388.5	379.1	390.6	381.2	393.8	383.3	395.9	383.3
15°	385.4	395.9	389.6	399.1	389.6	402.2	390.6	405.4	393.8	407.5	393.8
17.5°	395.9	407.5	399.1	410.6	400.1	413.8	401.2	417.0	405.4	419.1	405.4
20°	410.6	420.1	411.7	424.3	412.8	425.4	414.9	427.5	418.0	430.7	418.0
22.5°	427.5	435.9	429.6	437.0	426.4	437.0	426.4	437.0	429.6	440.1	429.6
25°	446.4	452.8	445.4	452.8	443.3	451.7	442.2	450.7	443.3	452.8	445.4
27.5°	471.7	474.9	466.5	472.8	461.2	469.6	459.1	467.5	460.1	468.6	463.3
30°	499.1	502.3	493.8	498.0	485.4	490.7	479.1	486.5	480.1	486.5	483.3
32.5°	529.6	533.8	524.4	526.5	515.9	517.0	507.5	510.7	505.4	507.5	506.5
35°	564.4	569.6	559.1	562.3	550.7	550.7	542.3	541.2	539.1	537.0	537.0
37.5°	608.6	610.7	602.3	602.3	588.6	588.6	578.1	578.1	573.9	569.6	567.5
40°	657.0	658.1	644.4	643.3	629.7	629.7	618.1	614.9	607.5	602.3	599.1
42.5°	708.6	707.6	687.6	689.7	669.7	670.7	656.0	652.8	645.5	639.1	632.8
45°	761.3	757.1	737.1	736.0	712.8	713.9	696.0	693.9	683.4	677.0	669.7
47.5°	815.0	812.9	790.8	785.5	761.3	760.2	737.1	737.1	726.5	720.2	712.8
50°	870.8	869.7	844.5	841.3	816.0	811.8	784.4	784.4	771.8	769.7	759.2
52.5°	931.9	927.6	900.3	899.2	875.0	871.8	842.4	840.3	821.3	820.2	808.7
55°	991.9	984.5	966.6	958.2	934.0	932.9	906.6	901.3	877.1	877.1	862.4
57.5°	1046.6	1040.3	1025.6	1018.2	995.0	991.9	963.4	963.4	942.4	941.3	925.5
60°	1103.5	1105.6	1089.8	1086.6	1064.5	1063.5	1035.0	1035.0	1014.0	1012.9	995.0
62.5°	1151.9	1173.0	1166.7	1168.8	1149.8	1146.7	1118.2	1116.1	1091.9	1088.7	1074.0
65°	1104.5	1178.2	1225.6	1257.2	1255.1	1254.1	1226.7	1222.5	1191.9	1183.5	1159.3
67.5°	927.6	1023.5	1109.8	1204.6	1274.1	1326.7	1342.5	1336.2	1309.9	1285.6	1256.2
70°	621.2	731.8	841.3	959.2	1078.2	1194.0	1313.0	1364.6	1419.4	1400.4	1395.2
71°	472.8	586.5	696.0	820.2	946.6	1075.1	1221.4	1282.5	1393.0	1392.0	1420.4
72.5°	266.4	367.5	484.4	592.8	711.8	844.5	995.0	1062.4	1221.4	1253.0	1335.1
75°	85.3	116.9	154.8	244.3	318.0	439.1	550.7	618.1	723.4	776.0	890.8
77.5°	56.9	63.2	65.3	75.8	85.3	121.1	164.3	201.1	221.1	231.6	243.2
80°	41.1	44.2	46.3	51.6	52.6	59.0	59.0	65.3	64.2	68.4	65.3
82.5°	26.3	29.5	30.5	32.6	33.7	37.9	40.0	44.2	44.2	46.3	45.3
85°	12.6	14.7	14.7	16.8	16.8	20.0	20.0	23.2	23.2	26.3	25.3
87.5°	1.1	1.1	1.1	2.1	2.1	2.1	3.2	4.2	4.2	4.2	4.2
90°	0.0	0.0	0.0	0.0	0.0	0.0	0.0	0.0	0.0	0.0	0.0



REPORT NUMBER: P228741

CATALOG NUMBER: ISS-AF-600-LED-E1-RW-8030

CANDELA DISTRIBUTION (continued):

	80°	82.5°	85°	87.5°	90°
0°	362.2	362.2	362.2	362.2	362.2
2.5°	363.3	362.2	363.3	361.2	363.3
5°	368.5	364.3	369.6	364.3	369.6
7.5°	377.0	371.7	378.0	369.6	377.0
10°	384.3	377.0	385.4	377.0	384.3
12.5°	397.0	385.4	399.1	385.4	399.1
15°	409.6	395.9	412.8	398.0	411.7
17.5°	421.2	408.5	424.3	409.6	423.3
20°	431.7	420.1	433.8	419.1	433.8
22.5°	442.2	434.9	445.4	434.9	445.4
25°	455.9	450.7	458.0	450.7	458.0
27.5°	471.7	469.6	473.8	468.6	474.9
30°	489.6	490.7	491.7	490.7	492.8
32.5°	511.7	517.0	514.9	514.9	514.9
35°	542.3	551.7	545.4	547.5	546.5
37.5°	570.7	584.4	576.0	579.1	577.0
40°	602.3	611.8	609.7	609.7	607.5
42.5°	637.0	648.6	645.5	646.5	644.4
45°	674.9	685.5	681.3	680.2	681.3
47.5°	718.1	729.7	724.4	723.4	724.4
50°	763.4	777.1	772.9	770.8	772.9
52.5°	812.9	829.7	827.6	825.5	828.7
55°	870.8	886.6	884.5	886.6	887.6
57.5°	928.7	946.6	942.4	947.7	949.8
60°	1001.4	1011.9	1012.9	1014.0	1015.0
62.5°	1075.1	1079.3	1082.4	1085.6	1086.6
65°	1160.3	1161.4	1163.5	1160.3	1163.5
67.5°	1242.5	1235.1	1234.1	1237.2	1239.3
70°	1369.9	1369.9	1359.4	1374.1	1361.5
71°	1386.7	1406.7	1383.6	1416.2	1381.5
72.5°	1304.6	1341.5	1315.1	1344.6	1309.9
75°	907.6	992.9	991.9	1034.0	1000.3
77.5°	251.7	235.9	251.7	216.9	207.4
80°	68.4	62.1	67.4	56.9	64.2
82.5°	45.3	39.0	37.9	30.5	32.6
85°	26.3	20.0	20.0	15.8	16.8
87.5°	4.2	1.1	4.2	2.1	3.2
90°	0.0	0.0	0.0	0.0	0.0

(END OF REPORT)